

Hire Holidays

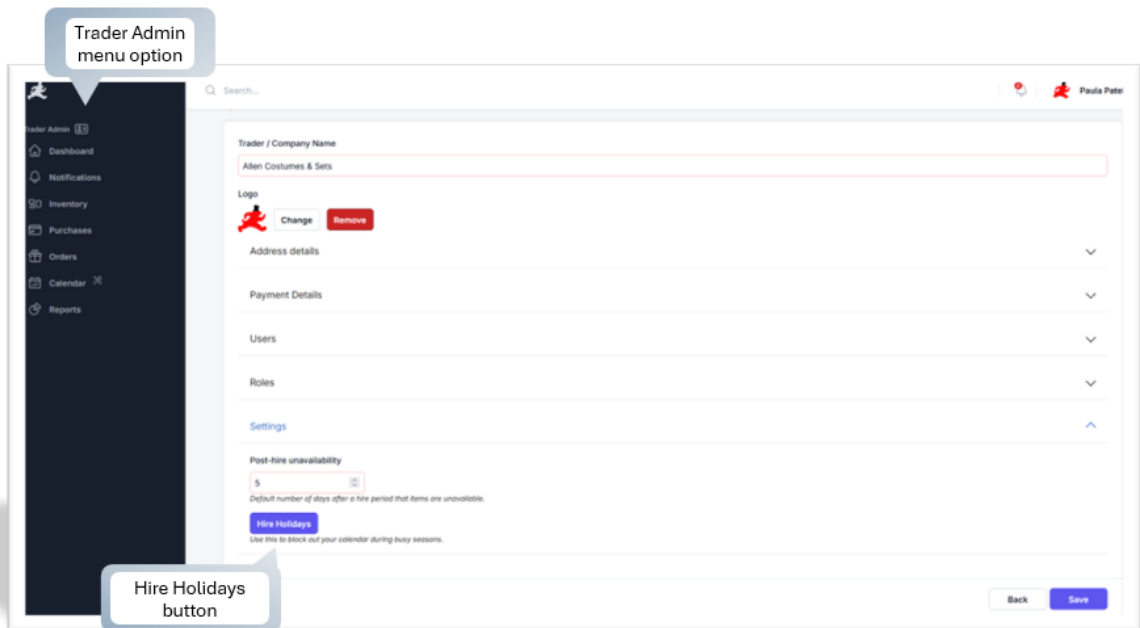
01/03/2024 3:16 pm GMT

Hire holidays allow suppliers to put their hire business on hold for defined periods. This might be necessary for creator producers that have busy seasons when they don't have the capacity or bandwidth to manage hires while they are putting on a show. Stockists that have a small workforce may use this feature when they actually go on holiday.

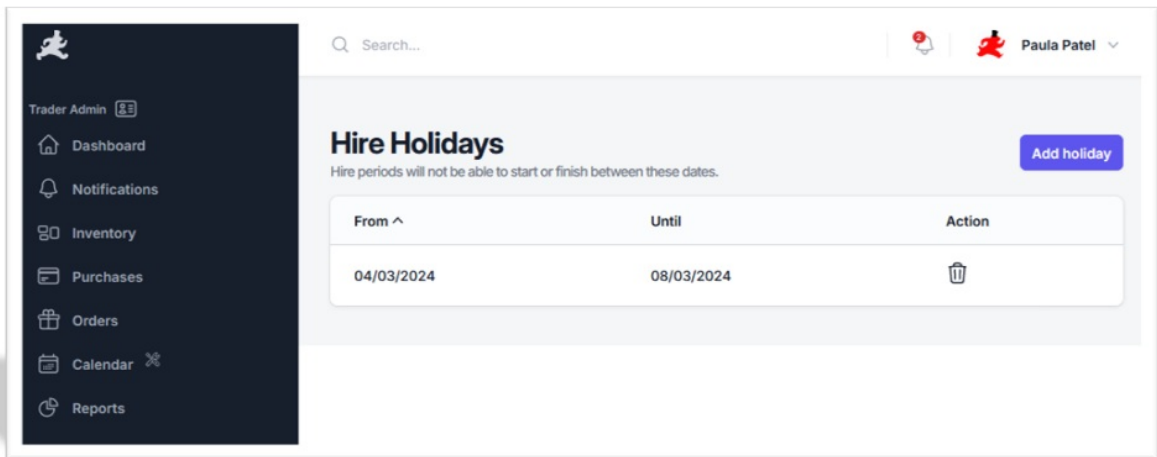
When using this feature, your stock will not appear in search results when users are looking for available items during a period that you have marked as a hire holiday. More specifically, the platform will prevent any clashes where the start or end of a hire period is during hire holiday. This means that, as a supplier, it is valid to send items out *before* a hire holiday and expect them to be returned *after* the hire holiday.

Desktop View

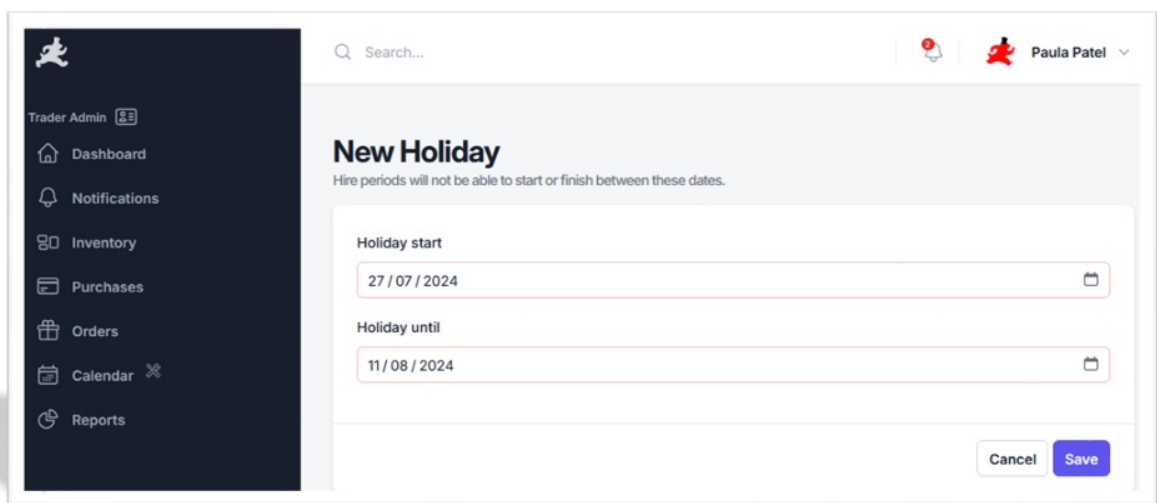
Click Trader Admin from the menu, expand the Settings section.



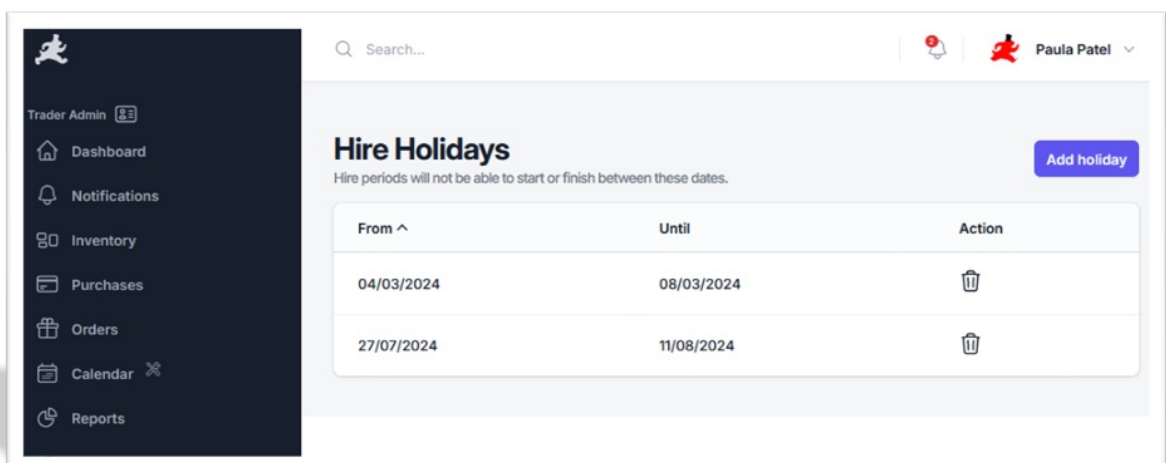
Click **Hire Holidays** button.



To Add a holiday, simply click the **Add holiday** button.



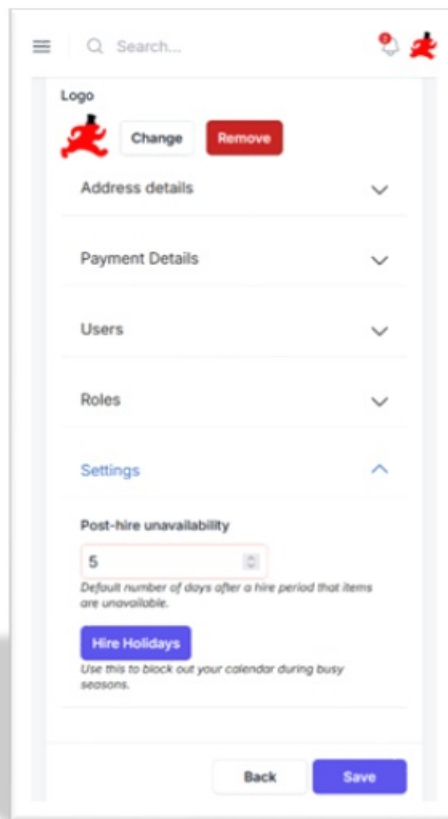
Enter the date range for the hire holiday and click **Save**.



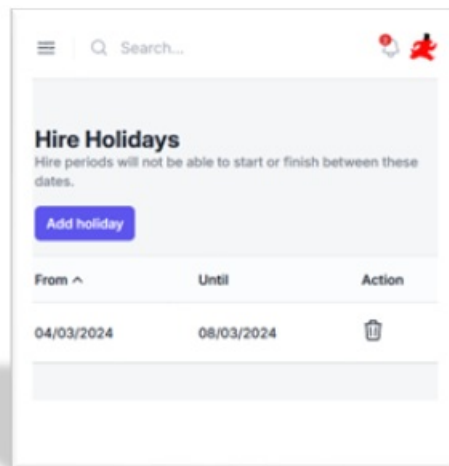
If you want to delete a hire holiday, just click the **Delete** icon next to it.

Mobile View

Select Trader Admin from the menu and expand the **Settings** section.



Click the **Hire Holidays** button.



To Add a holiday, simply click the **Add holiday** button.

☰ Search... 🔔 🚫

New Holiday

Hire periods will not be able to start or finish between these dates.

Holiday start
dd / mm / yyyy 📅

Holiday until
dd / mm / yyyy 📅

Cancel Save

Enter the date range for the hire holiday and click **Save**.

☰ Search... 🔔 🚫

Hire Holidays

Hire periods will not be able to start or finish between these dates.

Add holiday

From ^	Until	Action
04/03/2024	08/03/2024	🗑️
27/07/2024	11/08/2024	🗑️

If you want to delete a hire holiday, just click the **Delete** icon next to it.
